



Welcome to
Glenlola Collegiate

Presentation Contents

Dates of assessments

Before you arrive at Glenlola

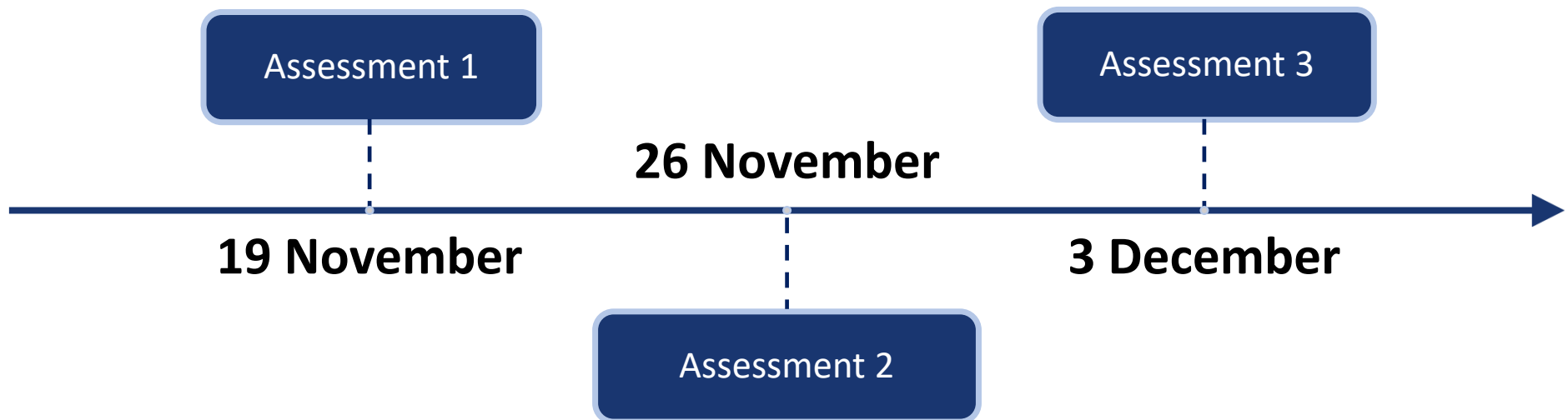
Drop-off arrangements

On the assessment day

Pick-up arrangements

Final words

AQE assessment dates



Before you arrive



No late
nights
before each
Saturday



Importance
of breakfast



Have
everything
ready on
Friday
evening



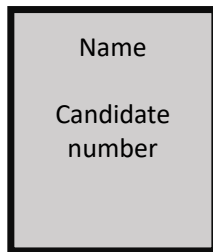
School
Uniform
preferable



Allow good
time for
journey to
Glenlola
Collegiate

What you should bring with you on the day

Admission
card



Two
sharp
pencils



A rubber



A water
bottle
(without
label)



Pocket
tissues



A warm
coat



Last minute medical support

- Please advise us of any LAST
MINUTE medical conditions
- By phoning the school office on
028 91475340



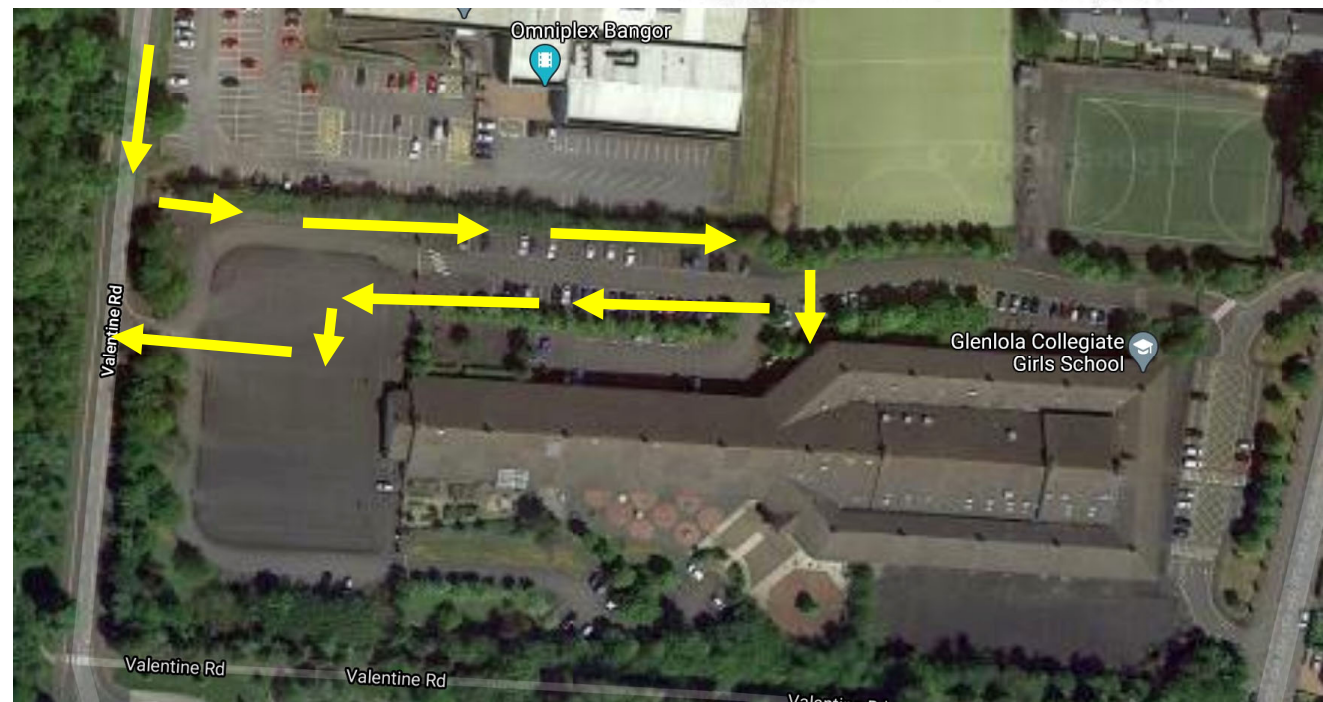
Drop off

- Cars will not be allowed on school grounds unless with previous permission.
- You can arrive with your child from **9.15am**
- You will be directed into the school and form a queue at the ramp door entrance.
- You will then exit following a one-way system
- Main gates will be closed but will be manned from 10.00am – 11.10am



Walking drop-off One-way system

You must **enter**
and exit using the
Valentine
Road
pedestrian gates



Important reminders for assessment day



Avoid being late or
rushed



Keep calm to avoid pupil
stress

In the case of a fire alarm

- Stay seated
- Remain calm
- Listen to the instructions given



Once you are seated



Silence is
required



Check you can see a
clock



Remember you will
have 70 minutes



Listen carefully to the
statement the
invigilator will read
(on the next slides)

The 1st statement that will be
read aloud

PLEASE LISTEN CAREFULLY

The assessment will last for 1 Hour 10 minutes;
it will start at 10.00am and will finish at 11.10am.

I shall let you know when 20 minutes have passed, when 40 minutes have passed and when 60 minutes have passed.

When I tell you to begin, you should answer the questions as quickly and as carefully as you can.

All answers should be written in pencil on the assessment paper.

You should begin at the beginning and continue right through.

If you come to a question that you are not able to answer, leave it and go on to the next question; you may return to this question later.

You may do any rough working on the separate sheet or at the side of your assessment paper.

When you are writing out your answer on the assessment paper, do so in your normal writing, making it as neat as possible.

You must not give any help to another pupil and you must not copy from another pupil.

Make sure that you do not turn over two pages at once.

If you are making any changes to your answers, try to do so as neatly as possible.

If you wish to attract my attention, you should raise your hand.

The 2nd statement that will be
read aloud,
just before you start.

There are X pages in the assessment paper and when I say “*turn over*”, you should turn to page 1 and start to answer the questions.

Whenever you complete a page, go on to the next one without waiting to be told. If you are finished early you will **not** be able to leave before the other pupils; you should look over your work and make sure that you have not missed any pages You should work as carefully as you can.

I am not able to answer any questions or give you any help during the test. If you think that there is a mistake on the paper, if the print is not clear or if there may be a page missing, you should raise your hand and I shall come to you.
You must not talk during the assessment.
You may turn the page over and start. I wish you all the best”.

Bells to begin/stop

At **10.00am** a bell will ring and you can **START**.

You will be reminded of every 20 minutes.

At **11.10am** a bell will ring and you must **STOP** writing immediately.



The 3rd and final statement will
then be read aloud

The assessment has now finished.

Please put down your pencils and rubbers and sit without talking.

Please put any extra sheets into your assessment booklet and
close the booklet.

Please continue to sit quietly until all the assessment papers are
collected.

When leaving please take EVERYTHING with you

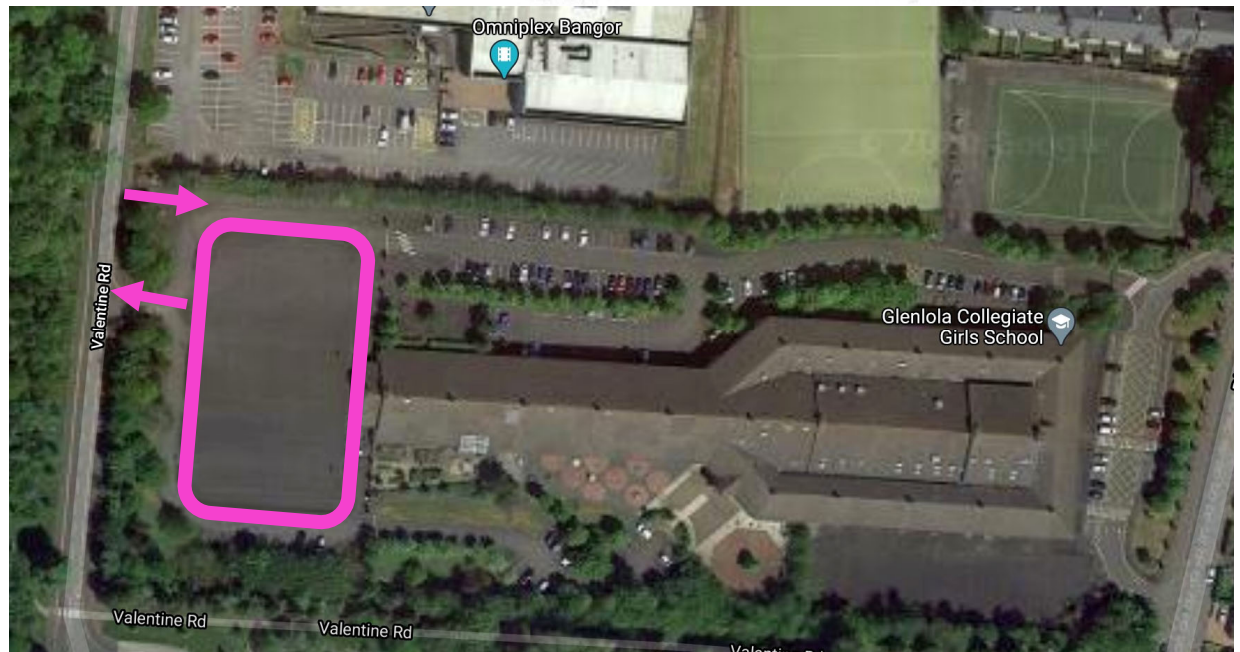
Including your
ADMISSION CARD

Name
Candidate number



Pick-up arrangements

- Children will be taken to the netball courts, they will be grouped by their primary school
- The pedestrian gates on the **Valentine Road** will be opened
- Parents/guardians should walk into the school grounds to collect their child.



Final Words



Assist

Please assist us as much as possible to ensure that arrangements go smoothly



Plan

Please plan ahead, give yourself plenty of time, remember to take account of traffic, as the area will be very busy on the Saturday mornings

The staff and pupils
of Glenlola Collegiate
wish you **good luck!**

