



Welcome to  
**Glenlola Collegiate**

# Presentation Contents

---

Dates of assessments

---

Please DO NOT arrive at Glenlola if...

---

Before you arrive at Glenlola

---

Drop-off arrangements

---

On the assessment day

---

Pick-up arrangements

---

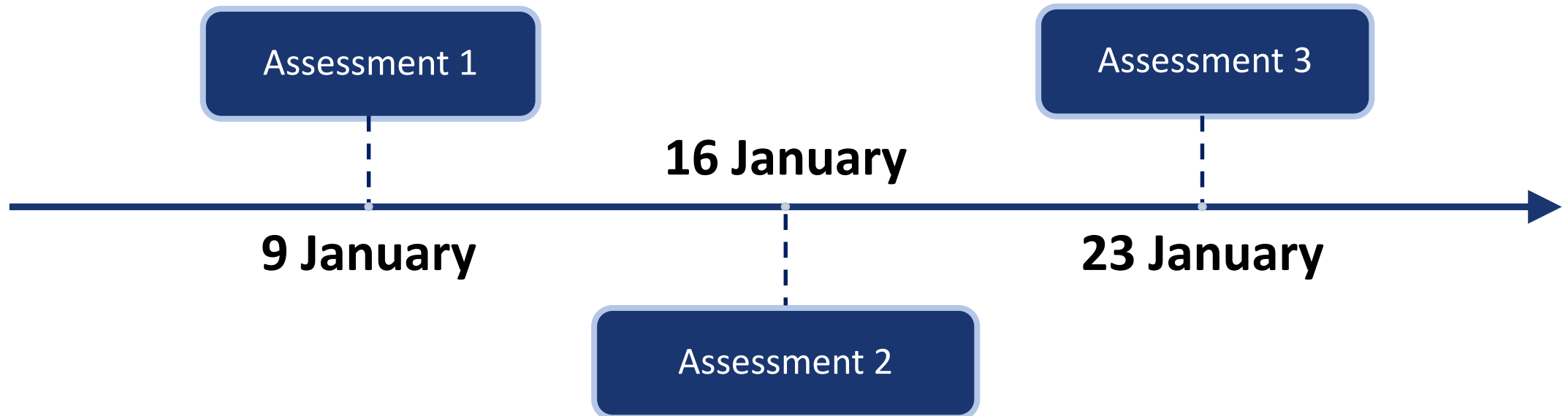
Familiarisation

---

Final words

---

# AQE assessment dates



Please **DO NOT** arrive at Glenlola if...

- Anyone in your household/bubble has tested + for COVID-19
- You are self-isolating
- You or anyone in your household has COVID-19 symptoms shown below



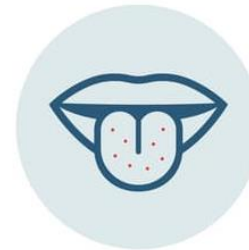
HIGH  
TEMPERATURE



NEW  
PERSISTENT  
COUGH



LOSS OF  
SMELL



LOSS OF  
TASTE


# Before you arrive



No late  
nights  
before each  
Saturday



Importance  
of breakfast



Have  
everything  
ready on  
Friday  
evening



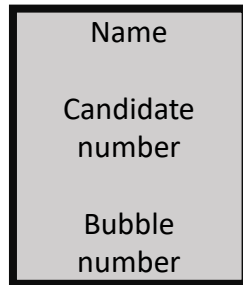
School  
Uniform  
preferable




Allow good  
time for  
journey to  
Glenlola  
Collegiate

# What you should bring with you on the day

Admission  
card



Two  
sharp  
pencils



A rubber



A facemask  
(*optional but  
encouraged*)



Hand  
sanitiser  
(*optional*)



A water  
bottle  
(without label)



Pocket  
tissues



A warm  
coat





# Last minute medical support

- Please advise us of any LAST  
MINUTE medical conditions
- By phoning the school office on  
**028 91475340**



# Arriving by car

- where possible please aim to arrive on foot

- Cars will drive into the school following a **one-way system**
- Parents **MUST ALWAYS** remain in their car
- At **9.30am** the gates will be opened and pupils will be guided from their car into the school building
- School gates will be closed but will be manned from 10.00am – 11.10am
- If mobility is an issue, vehicles will be provided with alternative instructions on arrival





# Speed limit

Please keep to **5mph** when driving through the school.



# Car drop-off One-way system

You must **enter** the  
**Valentine  
Road** gate

Follow signs for  
**Bangor Aurora**



# Car drop-off One-way system



You must **exit** the  
**Bloomfield  
Road** gate



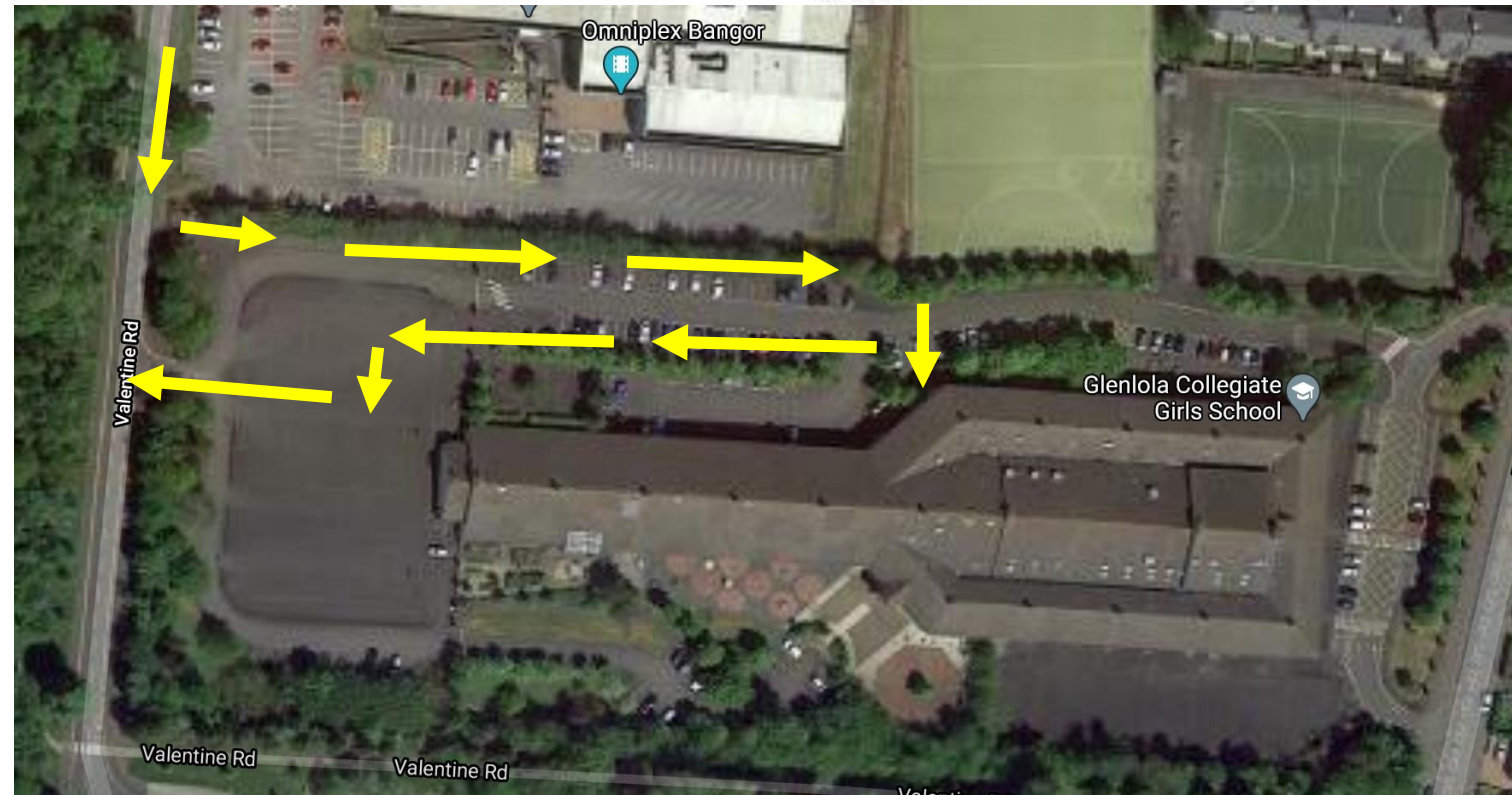
# Arriving on foot

- Please go to the signposted **pedestrian** gate at the **valentine road** entrance
- Only **1** parent/guardian is permitted to arrive with their child at **9.30am**
- You will be directed into the school and form a queue at the ramp door entrance.
- This queue must observe a **2m gap** at **all times**
- You are strongly encouraged to wear a mask
- You will then exit following a one-way system
- Main gates will be closed but will be manned from 10.00am – 11.10am



# Walking drop-off One-way system

You must **enter**  
**and exit** using the  
**Valentine**  
**Road**  
pedestrian gates



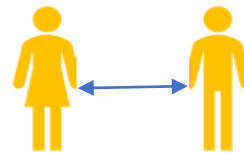
# Important reminders for assessment day



Avoid being  
late or  
rushed



Keep calm  
to avoid  
pupil stress



**2m** social  
distancing  
**MUST** be  
observed



Wearing a  
mask is  
strongly  
encouraged



# Instructions for candidates

## In the case of a fire alarm

- Stay seated
- Remain calm
- Listen to the instructions given




# Once you are seated



Silence is  
required



Check you can see a  
clock



Remember you will  
have 70 minutes



Listen carefully to the  
statement the  
invigilator will read  
(on the next slides)

The 1<sup>st</sup> statement that will be  
read aloud is...

# **PLEASE LISTEN CAREFULLY**

The assessment will last for 1 Hour 10 minutes;  
it will start at 10.00 and will finish at 11.10.

I shall let you know when 15 minutes have passed, when 30 minutes have passed and when 45 minutes have passed.

When I tell you to begin, you should answer the questions as quickly and as carefully as you can.

All answers should be written in pencil on the assessment paper.

You should begin at the beginning and continue right through.

If you come to a question that you are not able to answer, leave it and go on to the next question; you may return to this question later.

You may do any rough working on the separate sheet or at the side of your assessment paper.

When you are writing out your answer on the assessment paper, do so in your normal writing, making it as neat as possible.

You must not give any help to another pupil and you must not copy from another pupil.

Make sure that you do not turn over two pages at once.

If you are making any changes to your answers, try to do so as neatly as possible.

If you wish to attract my attention, you should raise your hand.



The 2<sup>nd</sup> statement that will be  
read aloud,  
just before you start is...

There are X pages in the assessment paper and when I say “*turn over*”, you should turn to page 1 and start to answer the questions.

Whenever you complete a page, go on to the next one without waiting to be told. If you are finished early you will **not** be able to leave before the other pupils; you should look over your work and make sure that you have not missed any pages You should work as carefully as you can.

I am not able to answer any questions or give you any help during the test. If you think that there is a mistake on the paper, if the print is not clear or if there may be a page missing, you should raise your hand and I shall come to you.

You must not talk during the assessment.

You may turn the page over and start. I wish you all the best”.

# Bells to begin/stop

At **10.00AM** a bell will ring and you can **START**.

You will be reminded of every 15 minutes.

At **11.10am** a bell will ring and you must **STOP** writing immediately.



The 3<sup>rd</sup> and final statement will  
then be read aloud is...

The assessment has now finished.

Please put down your pencils and rubbers and sit without talking.

Please put any extra sheets into your assessment booklet and close the booklet.

Please continue to sit quietly until all the assessment papers are collected.



# When leaving please take EVERYTHING with you


Including your  
**ADMISSION CARD**

|                     |
|---------------------|
| Name                |
| Candidate<br>number |
| Bubble<br>number    |



# Pick-up arrangements

- Children will be taken to the netball courts in their bubbles (A,B...TT)
- The **pedestrian** gates on the **Valentine Road** will be opened at **11.10am**
- **One** parent/guardian should walk into the school grounds to collect their child, taking care to maintain social distancing and where possible, wearing a mask



# Familiarisation

- Our familiarisation video will be available for you to watch online from **mid-December**

- You will find this video on the Glenlola website

<https://glenlola.collegiate.net/admissions/aqe-2020/>



# Final Words



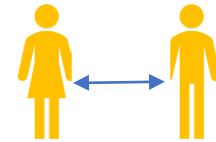
## Assist

Please assist us as much as possible to ensure that arrangements go smoothly



## Plan

Please plan ahead



## Remember

Remember social distancing from staff and pupils is essential and wearing a facemask is strongly recommended



The staff and pupils  
of Glenlola Collegiate  
wish you **good luck!**

